



# *Social Trading*

## User Manual



June 2025

## 1. GENERAL INFORMATION AND DEFINITIONS

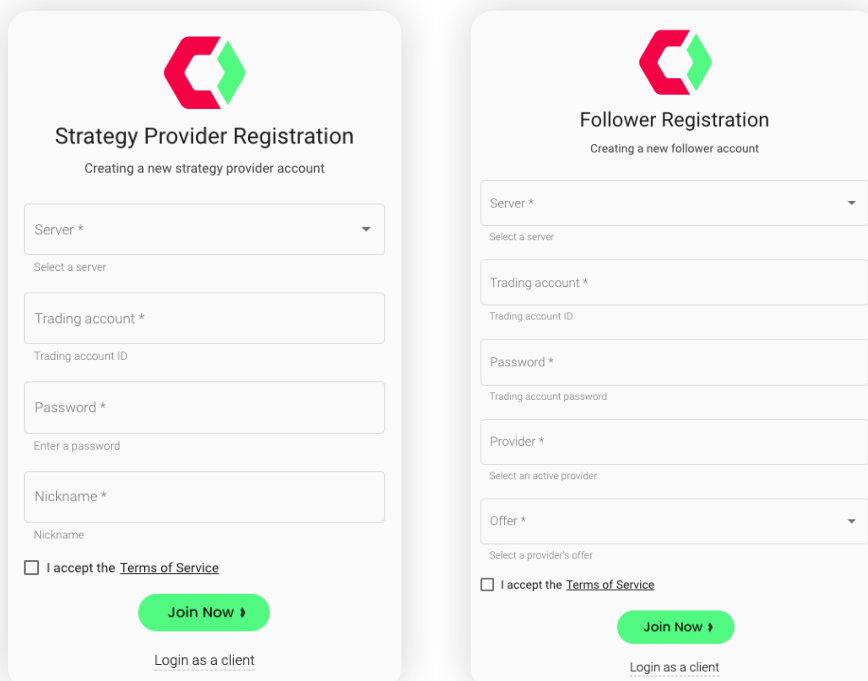
1.1 Tickmill Social Trading allows successful traders (Strategy Providers) to share their trading strategies with other traders (Followers) and let them copy in exchange for a percentage of the profits generated by following their signals.

1.2 Tickmill Social Trading consists of four main blocks: a) Strategy Providers, b) Followers, c) Client Portal, d) Tickmill.

- a. **Strategy Provider** – the strategy provider functions as a source of trades which are copied to target accounts (Follower accounts). Strategy Providers can set up Copying Strategies and Offers. Each provider is bound to the configuration of a Strategy Provider which defines their rights and permissions.
- b. **Follower** – the follower is a Trading account that copies trades from the source accounts (Strategy Provider accounts). A follower account can follow multiple providers, each follower-provider link is called a subscription. Followers can set up Copying Strategies and Risk Management for their subscriptions.
- c. **Client Portal** – it's a natural person or legal entity with one or more Trading accounts (MetaTrader accounts) at Tickmill and registered either as a Strategy Provider or a Follower in the Social Trading solution.
- d. **Tickmill** – the broker administers Tickmill Social Trading by configuring, amending or updating the rights and permissions of Providers and Followers.

## 2. INITIAL REGISTRATION AND ACCESS TO CLIENT PORTAL

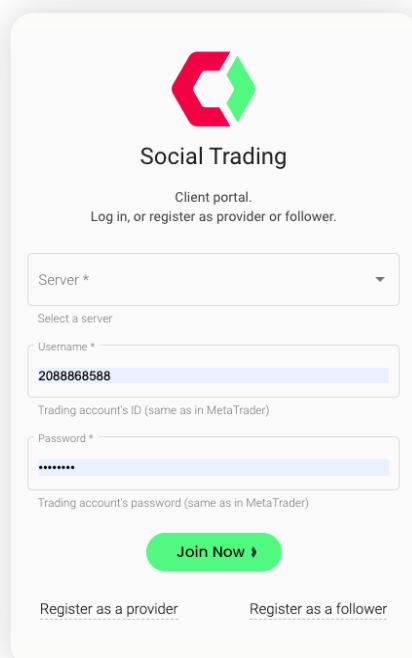
2.1 The most common way to register to Tickmill Social Trading is to sign up either as a Strategy Provider or a Follower via the following link [Login | Social Trading \(tmill.net\)](https://tmill.net) with the same credentials of your existing MetaTrader account<sup>1</sup>.



The image displays two side-by-side mobile app registration screens. Both screens feature the Tickmill logo at the top. The left screen is titled 'Strategy Provider Registration' and 'Creating a new strategy provider account'. It contains input fields for 'Server \*', 'Trading account \*', 'Password \*', and 'Nickname \*', each with a placeholder text below it. At the bottom, there is a checkbox for 'I accept the Terms of Service' and a green 'Join Now' button. The right screen is titled 'Follower Registration' and 'Creating a new follower account'. It contains input fields for 'Server \*', 'Trading account \*', 'Password \*', and 'Provider \*', each with a placeholder text below it. At the bottom, there is a checkbox for 'I accept the Terms of Service' and a green 'Join Now' button. Both screens have a 'Login as a client' link at the very bottom.

<sup>1</sup>Client's username is always numeric.

2.2 Upon registration a user profile is created, and you can log in into the Client Portal and start using it.



The screenshot shows the 'Social Trading' client portal registration interface. At the top is the Tickmill logo and the text 'Social Trading Client portal. Log in, or register as provider or follower.' Below this are four input fields: 'Server \*' (a dropdown menu), 'Username \*' (containing the text '2088868588'), 'Password \*' (with masked characters), and a second 'Password \*' field (also masked). Below the password fields is a green 'Join Now' button. At the bottom, there are two links: 'Register as a provider' and 'Register as a follower'.

2.3 If you hold multiple active Trading Accounts (on MetaTrader), any of these can be used for a first-time registration. The Trading Account used for the first registration will become your Main Account. Once you log in with your Main Account credentials, you will be able to add and link your other active Trading Accounts. Therefore, we recommend you memorize the credentials of the account you used for the first registration (Main Account), although we grant the right to log in into the Client Portal with additional credentials once you've added these.

### 3. ACCOUNTS ELIGIBLE FOR SOCIAL TRADING

- 3.1 To connect to Tickmill Social Trading, you need at least one **active** Trading Account at Tickmill. Welcome, Demo, Archived, Disabled and Read-Only or/and otherwise restricted accounts are not valid accounts to register. If you are a MAM (Multi-Account-Management) client, access will also be restricted to avoid conflict between these different solutions.
- 3.2 You can connect to Tickmill Social Trading from any server and account type (MT4/MT5). It's important to remember, however, that your trading account cannot be used as a Strategy Provider and a Follower at the same time. If you wish to be both a Strategy Provider and a Follower you can register an additional account as a follower (if your main account is a Strategy Provider account) or as a Strategy Provider (if your main account is a Follower account) in the Client Portal.

**Client Portal: Home Create** →

## 4. STRATEGY PROVIDER


- 4.1 To start sharing your strategy, you need at least **one** active Strategy Provider account. You can become a Strategy Provider simply by registering as a Strategy Provider during the first registration to Tickmill Social Trading. Alternatively, you can create a Strategy Provider account in the Client Portal after the setup of additional Trading Accounts. This option is especially useful if you registered as a Follower during your initial registration to Tickmill Social Trading. It's also important to remember that only one Strategy Provider account can be linked to a Trading Account. If you wish to create multiple Strategy Provider accounts, these must be linked to different Trading Accounts.
- 4.2 A Strategy Provider is bound by a Strategy Provider configuration assigned by Tickmill, which regulates certain aspects of the Strategy Provider's activity in Tickmill Social Trading and in the Client Portal. Specifically, as a Strategy Provider you can configure your profile as well as the copying strategy you offer to Followers.

### 4.3 Offer Management

- 4.3.1 The **offer** is a list of conditions specified by the Strategy Provider for the Followers. It determines:
- Performance fee to be charged (Tickmill grants Strategy Providers the right to set performance fee in the range 0 - 50%)
  - Periodicity of performance fee payments (only weekly or monthly charging periods are allowed)
  - Minimum account balance a Follower account must have to be able to follow a Strategy Provider
- 4.3.2 The Strategy Provider must have at least one active offer to allow Followers to copy. Tickmill allows Strategy Providers to create up to 3 different offers and let Followers choose between conditions. As a Strategy Provider you should think through your offers carefully because once these are made active, you will no longer be able to edit/update them on your end.
- 4.3.3 In case as a Strategy Provider you wish to update or edit your offer, you should reach out to us.

## 5. FOLLOWER

- 5.1 You can become a Follower simply by registering as a Follower during the initial registration to Tickmill Social Trading. Alternatively, you can create a Follower account in the Client Portal after the setup of additional Trading accounts. This is especially useful if you registered as a Strategy Provider during your initial registration to Tickmill Social Trading. Subscription is inactive upon creation; you must explicitly activate it to start copying. This is made to prevent you from unintentionally copying trades from a Strategy Provider right after subscribing and give you time to set up a desired copying strategy first.
- 5.2 You can join multiple Providers while having only one Trading account connected. It is important to understand, however, that certain Strategy Providers might be unavailable, if a Strategy Provider has put a threshold on a minimum account balance of the Follower or subscription count limit has been reached.
- 5.3 As a Follower you will be bound by a Follower configuration assigned by Tickmill, which will regulate certain aspects of your Follower's activity in Tickmill Social Trading and in the Client Portal. Specifically, as a Follower you can configure your profile, copying strategy and risk management options for your subscriptions.



## 5.4 Copying Strategy

5.4.1 Copying Strategy specifies how the trades your account copies should differ from the Strategy Provider's original trades. Namely, you can modify:

- Provider Filters – it specifies the conditions for which your account will copy or skip orders. It is important to point out that filters are applied per deal and relate to the opening of trades only
- Volume Scaling – you can set up Autoscale copying conditions: Autoscale option means that the trade size of the copied trades will be calculated based on the ratio of your equity to the Strategy Provider's equity. The size ratio is multiplied by the Multiplier (this is set to 1 by default).

$$\text{Copied volume} = \text{Volume}_{\text{Provider}} * \left( \frac{\text{Compared value}_{\text{Follower}}}{\text{Compared value}_{\text{Provider}}} \right) * \text{Ratio multiplier}$$

Subscription Strategy settings:

- Volume scaling: Autoscale
- Compared value: Balance
- Ratio multiplier: 3

Follower's balance: 1000 USD

Provider's balance: 10 000 USD

Provider opens trade: buy 1 lot EURUSD

Follower copies the trade as: buy 0.3 lot EURUSD

- Trade Direction – the copy will always be the same direction as the Strategy Provider's original trade:

**Buy → Buy**

**Sell → Sell**

## 5.5 Risk Management

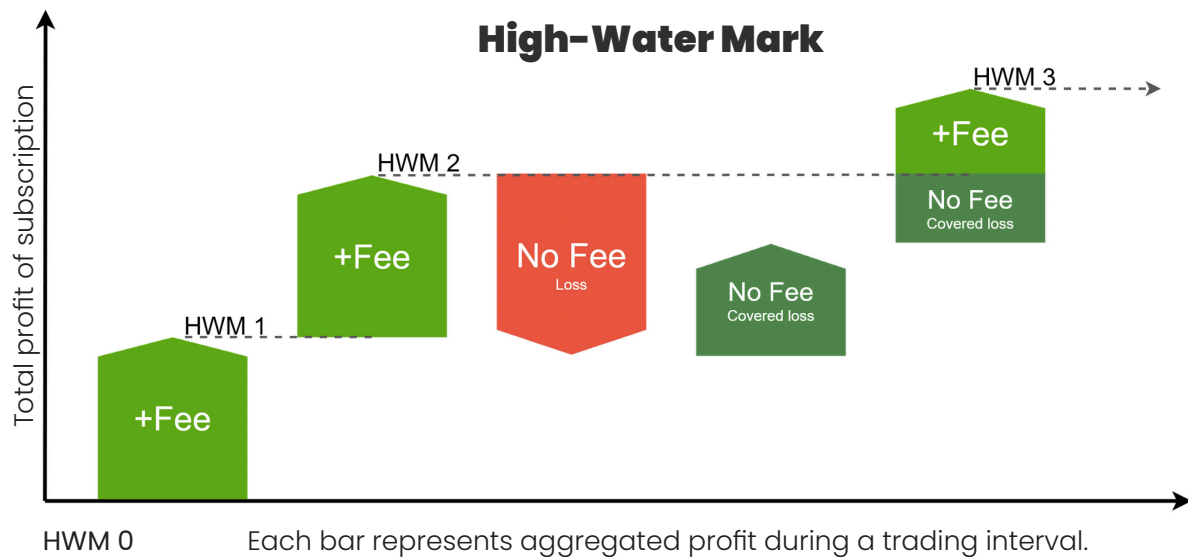
- 5.5.1 Risk Management options such as Stop Loss and Take Profit levels can be set. They will be applied to a whole subscription. If the total sum of profits (or losses) for all trades copied from a Strategy Provider reaches a certain level, the system will take action on the copied trades and on the subscription itself.
- 5.5.2 You can choose among the following actions to automatically take place for the copied trades on reaching pre-specified level of profits (or losses):
- Close all – closes all copied trades across the subscription
  - Close unprofitable – keeps closing unprofitable copied trades one by one until the total loss is within an acceptable loss level
  - Close all unprofitable – closes all unprofitable copied trades of the subscription
  - Keep all – all copied trades of the subscription will stay open
- 5.5.3 You can choose among the following actions to automatically take place for the subscription on reaching pre-specified level of profits (or losses):
- Keep – continue copying
  - Suspend – suspend the subscription
  - Unsubscribe – unsubscribe and archive the subscription

## 6. TRADE COPYING, PERFORMANCE FEE AND PAYMENT

- 6.1 Copied trades automatically open and close on your Follower accounts whenever your Strategy Provider decides to do so. However, you are still free to make your own trading decisions, such as closing running copied trades or open your own trades. That is, you will continue to trade normally, you will just see some additional trades executed on your accounts.
- 6.2 Tickmill Social Trading knows which trades you copied and which you opened manually. Also, it knows whether a copied trade was closed by you or your Strategy Provider. In this way, the system won't continuously attempt to open a trade once again if you closed it.
- 6.3 Copy trades are conducted at prevailing **market** price. Therefore, execution prices on the Strategy Provider and Follower accounts might differ. Moreover, some settings can result in copied volume values with more decimal places than it is allowed in MetaTrader. In this case, the trades will be **rounded**.
- 6.4 Tickmill Social Trading utilizes **cross-server** functionality, which means the ability to copy between accounts located on different MetaTrader servers. This includes copying between two MT4's or two MT5's as well as between an MT4 and MT5 servers.
- 6.5 In case a Strategy Provider wants to suspend/close existing strategy, there is an opportunity to set the strategy mode to **Out Only** to allow gradual liquidation. It means that no new trades of Strategy Provider will be copied to Followers' Trading Accounts. At the same time, already copied trades will be processed as usual and will automatically close as soon as Strategy Provider closes his/her own.



- 6.6 Performance fee payment is based on **Realized + Floating PnL** during the trading period, and in accordance with the High-Water Mark mode. With this mode, you will be ensured to pay a performance fee only if the sum of all the trading results of all previous intervals will cover the total loss of the subscription, and only if its profit is higher than the highest profit reached until then (the High-Water Mark). When it is reached, and the subscription profits even more, the High-Water Mark is updated and set to a new, higher, level.



**Trading result = Aggregated realized profits of all Trading Results of the Subscription - High-Water Mark**

- 6.7 A new High-Water Mark can never be lower than the previous one – it is always a positive value (since the initial one is at 0). Performance fee is paid only for positive trading results; therefore, Strategy Providers will get paid their performance fees only if their trades constantly make profit for their Followers. Losses are acceptable, but to get paid again, providers must cover them for the Follower first.
- 6.8 Payments are performed as balance operations on a MetaTrader server. Each balance operation is reflected as a transaction in the Tickmill Social Trading database as well. Once a trading interval's end triggers, Tickmill Social Trading initiates the payment of performance fees to the Provider from each subscription to the Provider's fee receiver account or to the Provider's Trading account. Fee receiver account has to be located on the same server as the Provider, otherwise performance fee will be sent to the Provider's Trading account.
- 6.9 Trading Accounts often differ in terms of their deposit currencies, so the conversion is made along the payment routes. If there is no direct currency pair for the conversion (e.g. Follower is in AUD, Provider is in CHF, and there is no AUDCHF pair on the server), the system will try to find intermediate USD-based pairs for the conversion (e.g. AUDUSD and USDCHF). In addition, keep in mind that extremely low fee values, although valid for one currency, won't be paid in another, if after conversion they can't be rounded to at least the minimal possible amount.

- 6.10 Upon deactivation of subscription by Follower any existing copied positions are automatically closed at prevailing market prices.
- 6.11 Upon deactivation of subscription by Follower any pending performance fees are automatically paid to signal provider.

## **7. RISK DISCLOSURE**

- 7.1 Both the Strategy Provider and the Follower explicitly agree to act in good faith and avoid the use of abusive and/or discriminative market practices. Specifically, the Strategy Provider is liable for executing trades in ethical manner, while the Follower is liable for timely payment of performance fees, if the Follower receives profit from copying Provider's original trades.
- 7.2 Tickmill shall not be liable for any loss, expense, cost and/or liability suffered or incurred by a Provider of a Follower because of instructions, strategies, analysis, reports, data, comments, opinions and views being given, or any other communications being made, through the Social Trading.
- 7.3 Both the Strategy Provider and the Follower explicitly agree that they have read and understood the Tickmill Social Trading Terms & Conditions as well as other existing Tickmill documentation and/or agreements, including among others the Client Agreement and Terms of Business.
- 7.4 In case of breach of any of the terms and conditions, such behavior will not be tolerated by Tickmill, and immediate action will be taken. Tickmill reserves the right to limit, suspend, restrict access to Tickmill Social Trading and in certain circumstances may proceed to terminate the contract with the respective Client.